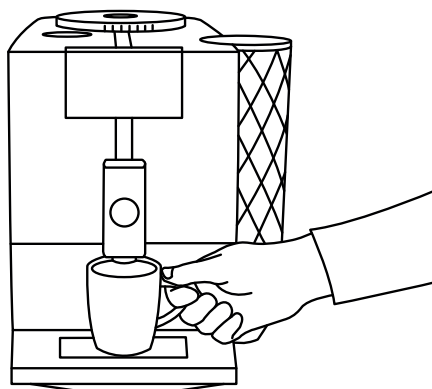


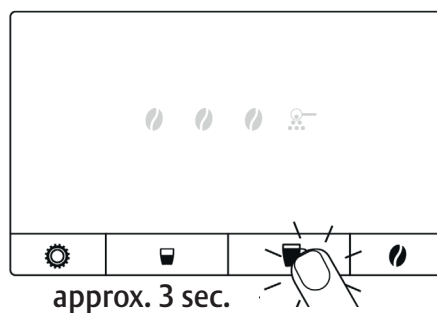
Permanently setting the amount of water for the cup size

⚠ These short operating instructions are not a replacement for the instructions for use. In the interests of safety, always read the safety information and warnings first.


1 - Place a cup under the coffee spout



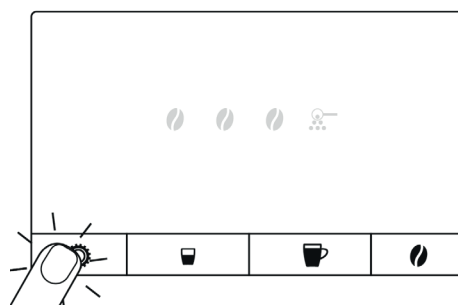
2 - Press the "Coffee" button for approx. 3 sec



3 - The coffee flows into the cup



4 - Press any button as soon as the quantity is OK.



Tip: Also works with espresso. To do this, press the "Espresso" button for approx. 3 seconds.